

# 1. External Images of Vehicle

\* Please find examples of the photos required in line with industry standards to help us build an accurate vehicle repair assessment for you.



Front of the Vehicle



Rear of the Vehicle

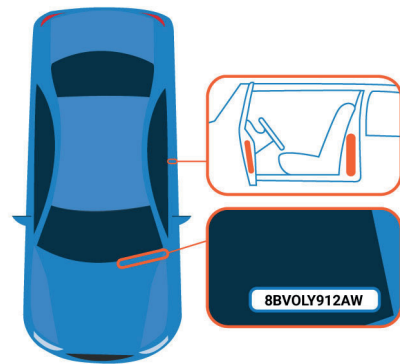


Left and Right side of the complete vehicle to assist us with model identification

# 2. Images of Vehicle Details

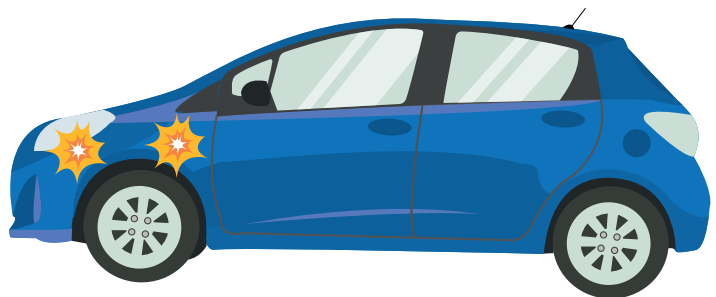


Dashboard / Mileage with the engine running




VIN Plate / Chassis Number  
(Can be found on the left lower corner of the windscreen, door area or engine bay)

# 3. Images of Vehicle Damage (min of 4)



2 x Damage from a distance to give some perspective of the damage and cause.



2 to 4 x Damage closer up to help build exact details of what areas are damaged